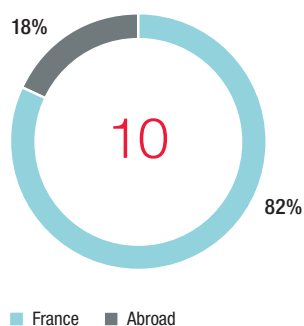


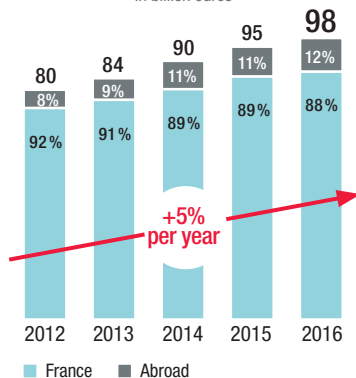
# FINANCIAL DASHBOARD

## SAVINGS LIFE INSURANCE

GROSS WRITTEN PREMIUMS  
in billion euros



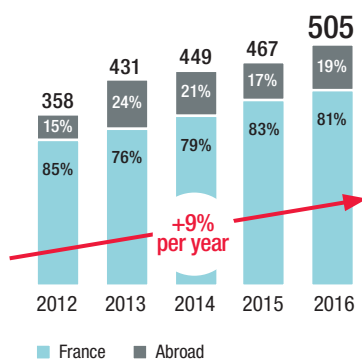
OUTSTANDINGS  
in billion euros



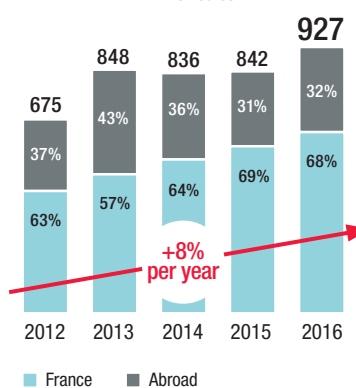
**23%**  
of unit-linked in savings  
life insurance outstandings  
at the end of 2016

## PROTECTION

PROPERTY & CASUALTY  
PREMIUMS  
in million euros



PERSONAL PROTECTION  
PREMIUMS  
in million euros



LIFE, PERSONAL  
PROTECTION  
AND PROPERTY  
& CASUALTY IN-FORCE  
POLICIES  
in million policies

TECHNICAL  
RESERVES  
in billion euros



CONTRIBUTION TO  
SOCIETE GENERALE  
GROUP NET RESULT  
in million euros



NET BANKING  
INCOME  
in million euros



\*When adjusted for changes in Group structure and at constant exchange rates

COST TO INCOME  
RATIO  
in %



STAFF NUMBERS



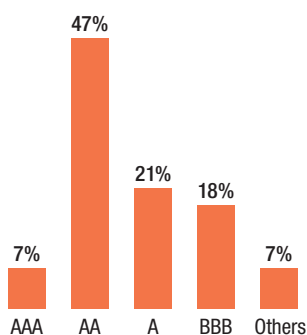
## SOGECAP ASSET ALLOCATION, EXCLUDING UNIT-LINKED

**82 billion euros**  
of assets under management

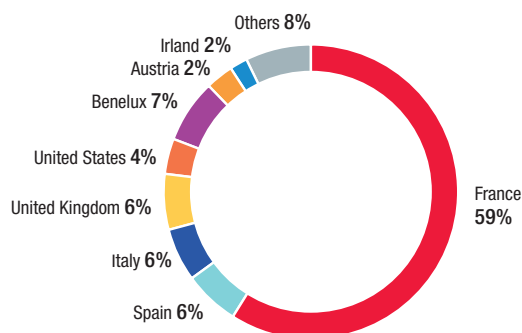
**80%**  
of assets under management  
invested in bonds

**54%**  
of bond portfolio rated  
at least AA

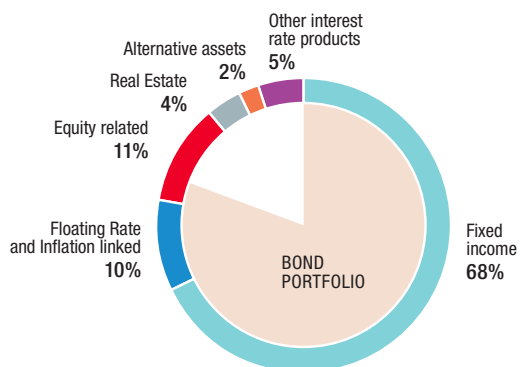
**BOND PORTFOLIO BY RATING**



**BOND PORTFOLIO BY GEOGRAPHY**



**PORTFOLIO BREAKDOWN BY ASSET TYPE**



**BOND PORTFOLIO BY COUNTERPARTY**

